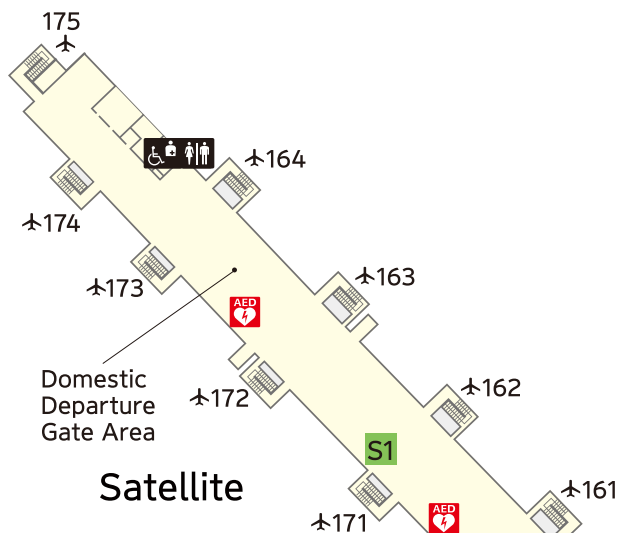


Satellite

Domestic Departure Gate Area

After Domestic Check-in



Satellite



After Domestic Check-in

The stores and facilities listed below are available only for domestic passengers who have completed departure procedures.

Shops

S1 Jetstar shop

After Passport Control

The stores and facilities listed below are available only for passengers who have completed departure procedures.

Restaurants & Cafes

M9 caffe LAT.25°

Shops

M2 Fa-So-La SOUVENIR
AKIHABARA

M8 Fa-So-La SOUVENIR
AKIHABARA ANNEX

Duty Free Shops

M1 Fa-So-La DUTY FREE

M7 Fa-So-La DUTY FREE
ANNEX

Duty Free Pick-up Counter

M3 Japan Duty Free GINZA

M3 LOTTE DUTY FREE

Service Facilities

M4 M10 Traveler's insurance vending machines

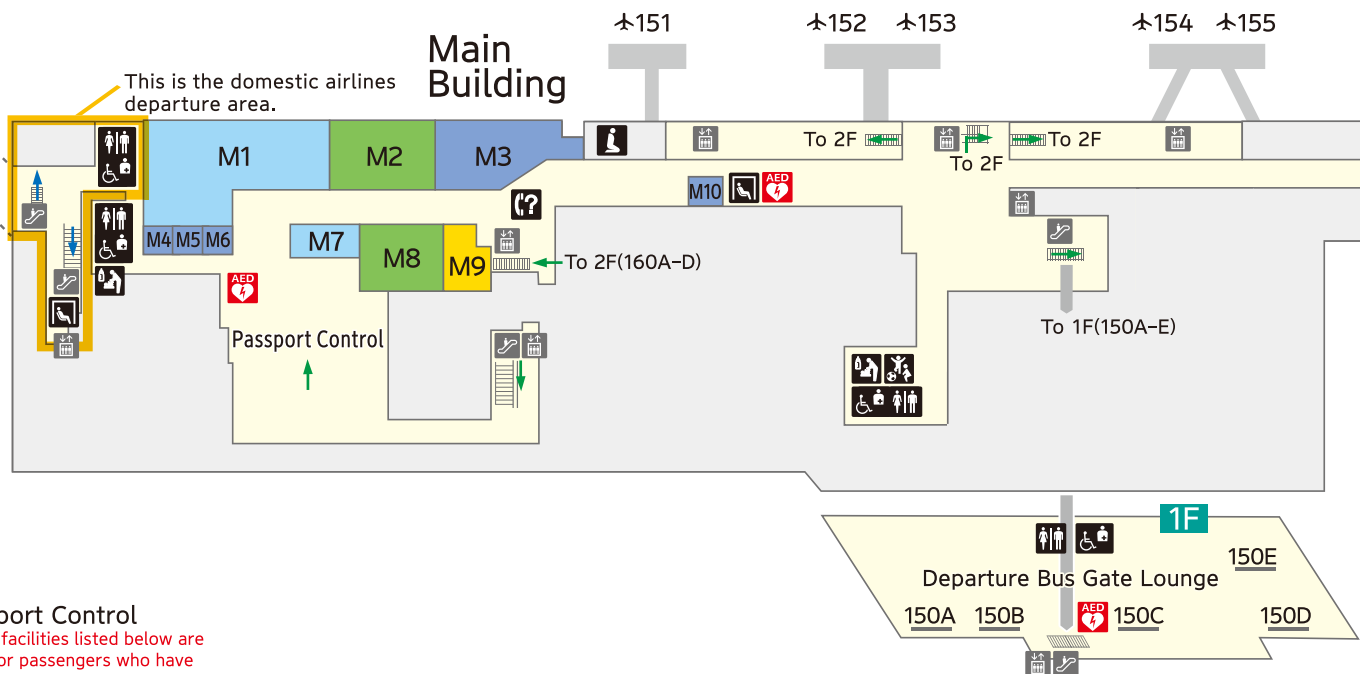
M5 ATM(Seven Bank)

M6 Automatic currency exchange

3F

International Departure Gate Area
(Duty Free/Shops)

After Passport Control



This is the domestic airlines departure area.

M1 M2 M3

M4 M5 M6

M7 M8 M9

M10

To 2F(160A-D)

Passport Control

To 2F

To 2F

To 2F

To 1F(150A-E)

To 1F(150A-E)

To 1F(150A-E)

To 1F(150A-E)

To 1F(150A-E)

To 1F(150A-E)

To 1F(150A-E)

To 1F(150A-E)

To 1F(150A-E)

To 1F(150A-E)

To 1F(150A-E)

To 1F(150A-E)

To 1F(150A-E)

To 1F(150A-E)

To 1F(150A-E)

To 1F(150A-E)

To 1F(150A-E)

To 1F(150A-E)

To 1F(150A-E)

To 1F(150A-E)

To 1F(150A-E)

To 1F(150A-E)

To 1F(150A-E)

To 1F(150A-E)

To 1F(150A-E)

T3 FLOOR GUIDE

Narita International Airport

Terminal

3

2023.4
ENGLISH



The information listed is current as of April 2023. Subject to change without prior notice.
For the latest information and COVID measures, please consult the Narita International Airport Official Website.
Narita Airport is working in conjunction with organizations such as Japan's Ministry of Justice and Ministry of Health, Labour and Welfare to combat the spread of COVID-19. Due to the spread of the virus, business hours, etc., may have changed at some terminal facilities and stores.

General Information
Open 24/7,
365 days a year

Narita International Airport Information
<https://www.narita-airport.jp/>
☎0476-34-8000



Narita International Airport
Official Website



When traveling between terminals, please use the free terminal shuttle bus.



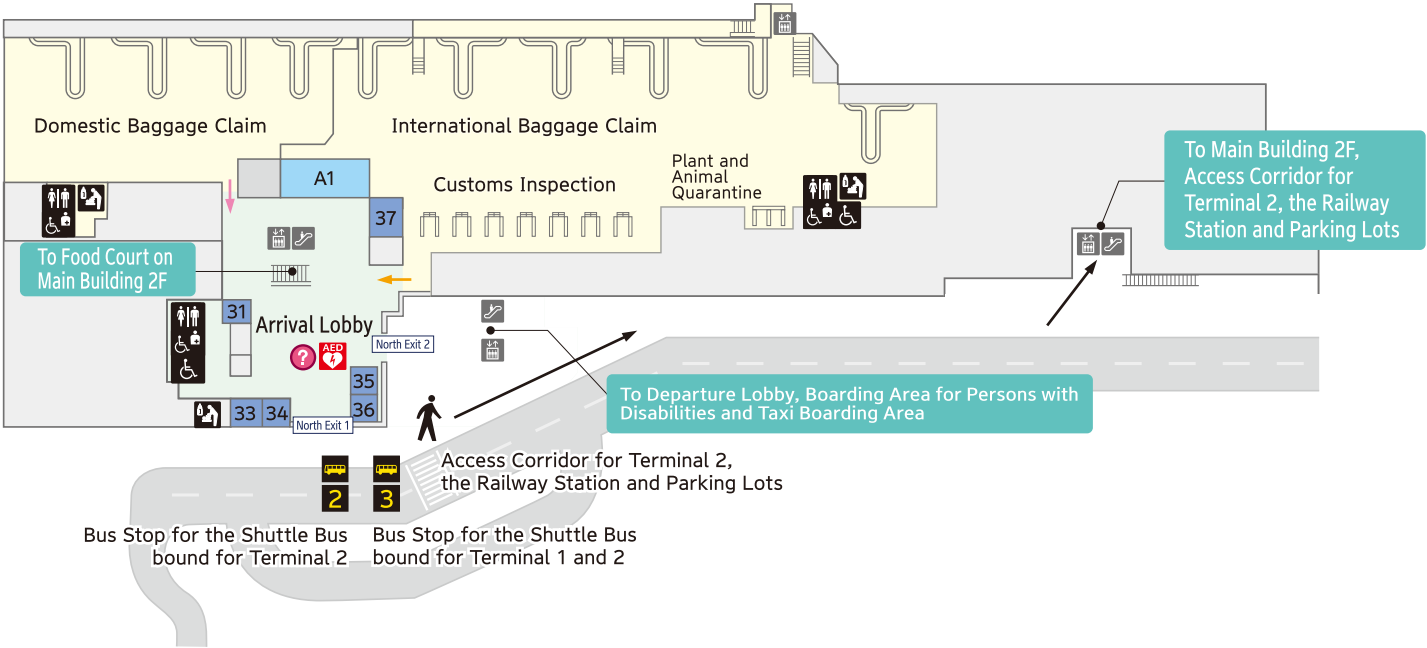
Narita Airport

This floor guide utilizes color universal design for all content. It is also printed on recyclable paper.



International/Domestic Arrival Lobby

Main Building



Before Customs

Shopping is only available for passengers arriving on international flights.

Duty Free Shops

A1 Fa-So-La ARRIVAL DUTY FREE

24 Open 24 hours

Service Facilities

- 31 Bus Ticket Sales
- 33 Baggage Delivery (YAMATO TRANSPORT)
- 34 Mobile Phone/Wi-Fi Rental/ SIM Card (J WiFi & Mobile)
- 35 SIM Card Vending Machine 24
- 36 ATM (Chiba Bank)
- 37 Temporary Storage for Bonded Luggage (SEINO CUSTOMS CLEARANCE SERVICE)

? Information Counter

- Toilet
- Accessible Toilet
- Accessible Toilet (Facilities for ostomates)
- Nursery
- Quiet Rooms
*Tranquil room for persons with developmental disorders, mental abilities, and mental disorders.
- Prayer Room
*Available to everyone.

? Intercom

- Police
- Elevator
- Escalator
- Terminal Shuttle Bus Stop
*When traveling between terminals, please use the free terminal shuttle bus.
- AED

International/Domestic Departure Lobby (Check-in Counter)

Main Building



★ Clear, plastic, zip-top bags for carry-on liquid items available at these stores.

24 Open 24 hours

Vege Restaurants that provide vegetarian dishes

Restaurants & Cafes

- 1 Miyatake Sanuki Udon
- 2 Nagasaki Champon Ringer Hut
- 3 FRESHNESS BURGER
- 4 Sendai Tanya Rikyu
- 5 BOTEJYU EXPRESS

Shops

- 6 TATSU SUSHI
- 7 caffe LAT.25°
- 8 HAKATA ITTENMON
- 9 MATSUYA
- 10 BENITORA Xiao Chi
- 11 LAWSON 24★

Shops

- 12 Fa-So-La KAGURA
- 13 Fa-So-La BOOKS
- 14 SPRING SHOP HARU
- 16 TOKYO SHOKUJIN KAN
- 17 Fa-So-La DRUGSTORE ★
- 18 GRAN SAC'S

Service Facilities

- 19 [GPA] Foreign Currency Exchange/ Traveler's Insurance/ Mobile Phone/Wi-Fi Rental
- 23 ATM(Seven Bank/AEON Bank)
- 24 Passport Photo Booth