NARITA AIRPORT TRAFFIC STATISTICS -2026(JAN-DEC)

NARITA INTERNATIONAL AIRPORT CORPORATION

MONTH DESCRIPTION	AGGREGATE 21-May-78～ 31-Dec-25	2026 PROV. JAN	FEB	MAR	APR	MAY	JUN	JUL	AUG	SEP	OCT	NOV	DEC	TOTAL	AVERAGE PER DAY	AGGREGATE 21-May-78～ 31-Dec-26
AIRCRAFT MOVEMENTS	7,288,619	21,439												21,439	692	7,310,058
		(102)												(102)		
International	6,380,064	17,323												17,323	559	6,397,387
		(102)												(102)		
PAX Flight	5,243,918	14,428												14,428	465	5,258,346
		(100)												(100)		
Cargo Flight	1,026,953	2,561												2,561	83	1,029,514
		(112)												(112)		
Others	109,193	334												334	11	109,527
		(100)												(100)		
Domestic	908,555	4,116												4,116	133	912,671
		(101)												(101)		
PAX Flight	870,956	3,814												3,814	123	874,770
		(98)												(98)		
Cargo Flight	9,990	200												200	6	10,190
		(180)												(180)		
Others	27,609	102												102	3	27,711
		(142)												(142)		
PASSENGERS	1,250,571,366	3,628,700												3,628,700	117,055	1,254,200,066
		(100)												(100)		
International	1,135,982,022	3,044,963												3,044,963	98,225	1,139,026,985
		(101)												(101)		
Japanese	586,587,082	699,250												699,250	22,556	587,286,332
		(112)												(112)		
Non-Japanese	346,187,556	2,125,511												2,125,511	68,565	348,313,067
		(99)												(99)		
Transit	203,207,384	220,202												220,202	7,103	203,427,586
		(92)												(92)		
Domestic	114,589,344	583,737												583,737	18,830	115,173,081
		(97)												(97)		
CARGO(International) (t)	77,492,469	161,970												161,970	5,225	77,654,439
		(110)												(110)		
Loaded	36,125,924	74,613												74,613	2,407	36,200,537
		(115)												(115)		
Export	25,412,676	46,051												46,051	1,486	25,458,727
		(123)												(123)		
Transit	10,713,248	28,562												28,562	921	10,741,810
		(105)												(105)		
Unloaded	41,366,545	87,357												87,357	2,818	41,453,902
		(106)												(106)		
Import	30,743,133	55,319												55,319	1,784	30,798,452
		(104)												(104)		
Transit	10,623,412	32,038												32,038	1,033	10,655,450
		(109)												(109)		
FUEL SUPPLIED	197,231,947	312,662												312,662	10,086	197,544,609
TO AIRCRAFT (kl)		(105)												(105)		

【REMARKS】1. (　)% are changes from the previous year same period.　2. Aircraft movements are counted as one for each departure and arrival, excluding helicopters. 3. The number of Passengers is the total of departing passengers (in case of international flights, including transit passengers) and arriving passengers, with each counted as one person. 4. Transit Passengers are those who arrive from a foreign country and depart to a third country without entering Japan; they are counted once for arrival and once for departure. 5. Domestic flight service pas sengers excluding helicopter users.　6. International cargo volume data is of the Tokyo Customs. 7. Transit Cargo refers to cargo arriving from abroad that is transported to a third country without customs clearance .　8. Jet fuel upload is rounded to the nearest whole number.

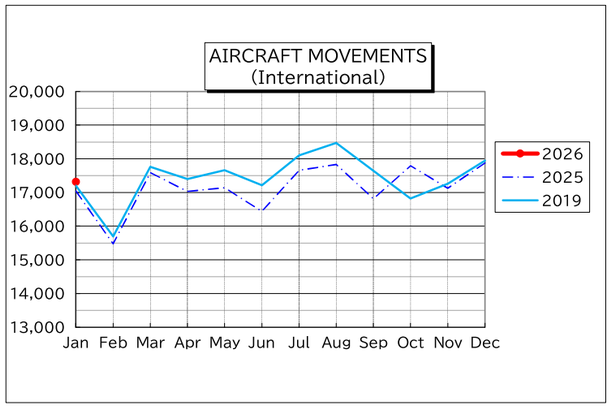
AIRCRAFT MOVEMENTS
(International)
20,000
19,000
18,000
17,000
16,000
15,000
14,000
13,000
Jan Feb Mar Apr May Jun Jul Aug Sep Oct Nov Dec
2026
2025
2019

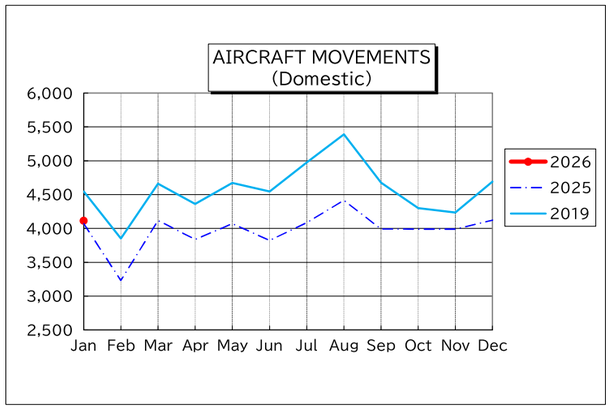
AIRCRAFT MOVEMENTS
(Domestic)
6,000
5,500
5,000
4,500
4,000
3,500
3,000
2,500
Jan Feb Mar Apr May Jun Jul Aug Sep Oct Nov Dec
2026
2025
2019

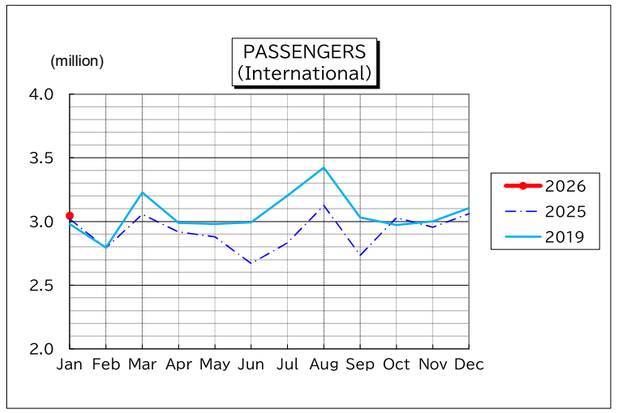
(million)
PASSENGERS
(International)
4.0
3.5
3.0
2.5
2.0
Jan Feb Mar Apr May Jun Jul Aug Sep Oct Nov Dec
2026
2025
2019

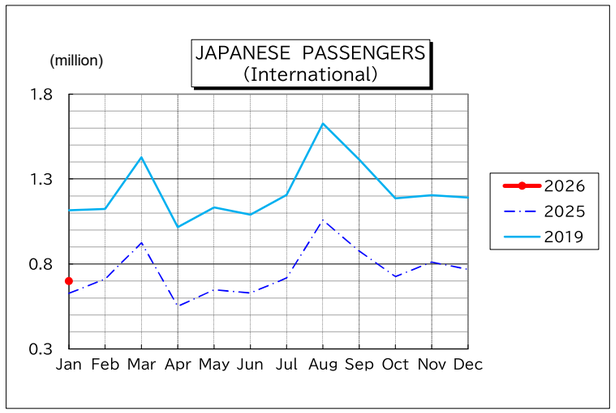
(million)
JAPANESE PASSENGERS
(International)
1.8
1.3
0.8
0.3
Jan Feb Mar Apr May Jun Jul Aug Sep Oct Nov Dec
2026
2025
2019

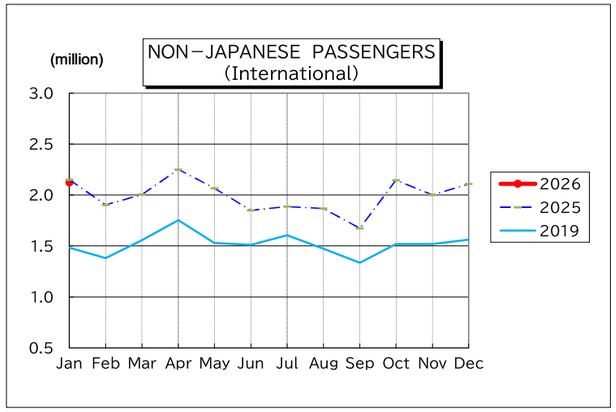
(million)
NON−JAPANESE PASSENGERS
(International)
3.0
2.5
2.0
1.5
1.0
0.5
Jan Feb Mar Apr May Jun Jul Aug Sep Oct Nov Dec
2026
2025
2019

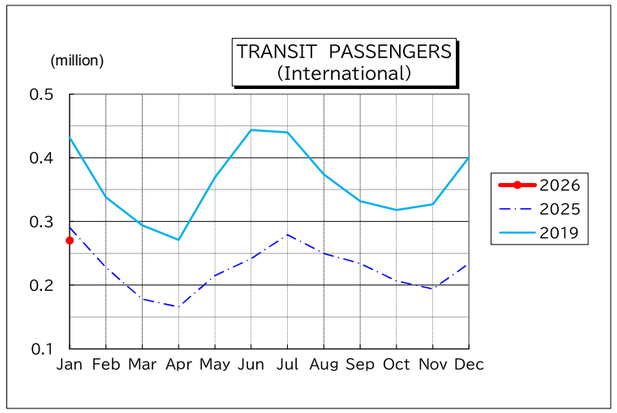
(million)
TRANSIT PASSENGERS
(International)
0.5
0.4
0.3
0.2
0.1
Jan Feb Mar Apr May Jun Jul Aug Sep Oct Nov Dec
2026
2025
2019

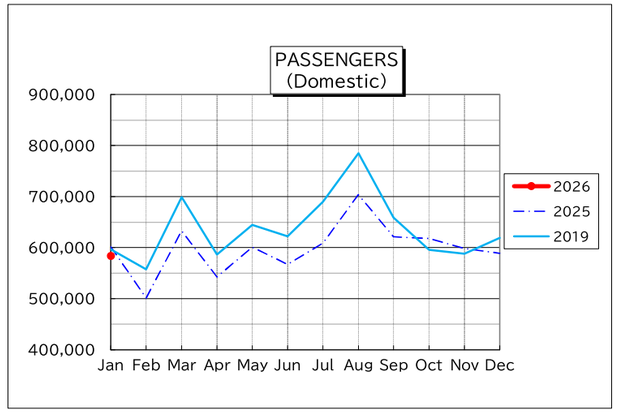
PASSENGERS
(Domestic)
900,000
800,000
700,000
600,000
500,000
400,000
Jan Feb Mar Apr May Jun Jul Aug Sep Oct Nov Dec
2026
2025
2019

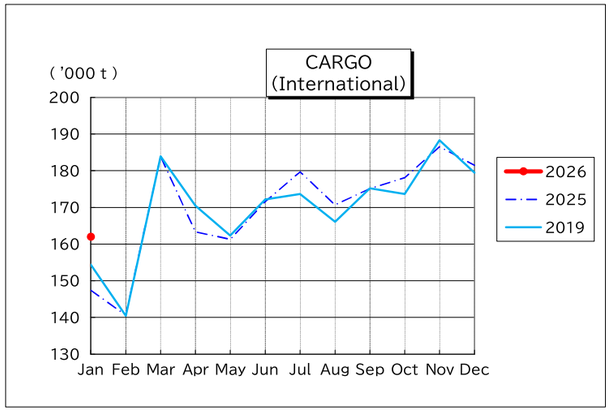
('000 t)
CARGO
(International)
200
190
180
170
160
150
140
130
Jan Feb Mar Apr May Jun Jul Aug Sep Oct Nov Dec
2026
2025
2019

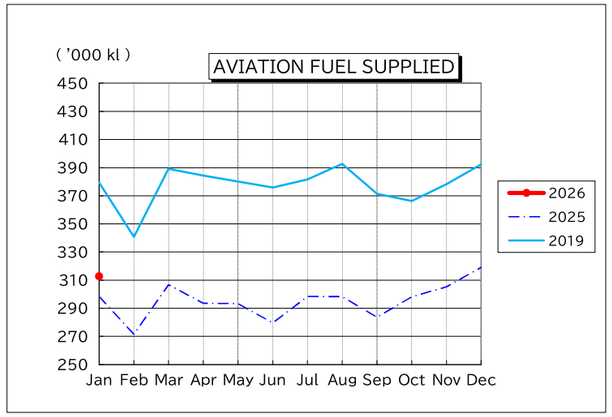
('000 kl)
AVIATION FUEL SUPPLIED
450
430
410
390
370
350
330
310
290
270
250
Jan Feb Mar Apr May Jun Jul Aug Sep Oct Nov Dec
2026
2025
2019