

Japanese Hospitality "OMOTENASHI" - July Program of Events

Tokyo, 30 June 2016: In July, we are hosting more events that highlight unique aspects of Japan for travelers from overseas to have an experience and wish them to come visit Japan again. These will include popular Oiran Parades featuring dazzling kimono, Tanabata Festival Tree Decoration, the early summer seasons traditional event for July, and an event featuring wearable gadget "smart glasses", to be held for the first time at Narita Airport. Please refer to the attachment for more details of each event.

Oiran Kimono Parade



The ever-popular Oiran kimono parades will take place in the public area before passport control for the first time. Airport visitors will have the opportunity to watch the Oiran performers in their elegant kimono and have a photograph taken with them.



Tanabata Festival Tree Decorations - Make a wish upon a star from Narita Airport -

Here, you can experience this traditional Japanese festive custom of taking a strip of Japanese paper and writing your wish on it—such as for a safe journey or for the good health of your family members—then tying it on to one of the bamboo twigs. Enjoy this traditional Japanese summer event. Afterward, your strip of paper bearing your wish will be dedicated at Katori Jingu Shrine in Chiba Prefecture.



Collaboration of Japanese Cultural Arts - 3 Rings of Japanese Culture -

This Japanese cultural event will take place again this year, courtesy of the students from Narita Kokusai International High School. Students from each of the high school's calligraphy, tea ceremony and koto music clubs, will demonstrate the skills they have learned in the typical traditional arts. Hope the airport visitors can see, hear and absorb the culture of Japan.



Visual Experience of the Attractions of Japan



Enjoy the visual splendor of Japanese castles, the food and the seasonal landscapes with wearable smart glasses. Enjoy the visual experience of Japan's Splendor.



Illustration

Japanese Cultural Experience Corner

Once again, travelers will be able to experience Japanese culture and take photographs in the popular corner at the passenger terminal. July will feature the very popular hands-on Ukiyo-e printing to take home as a souvenir and dressing in cool summer yukata robes.



Ukiyo-e printing

Traditional Japanese Culture - July 2016 Schedule Attachment 1

Event	Terminal	Map No.	Venues	Dates and Event Details
Oiran Kimono Parade	Terminal 1	A-①	Before the departure security-check area, 4F South Wing, behind Island G, in front of the Panorama Vision display	19, 20 July 1:00 - 2:00 p.m., 2:30 - 3:30 p.m., 4:00 - 5:00 p.m.
Tanabata Festival Tree Decorations	Terminal 1	A-②	Before the departure security-check area, 4F Behind Island G	1 - 7 July
	Terminal 2	D-①	Before the departure security-check area, 3F, central zone	
	Terminal 3	F	Before the departure security-check area, 2F, in front of Fa-So-La DRUGSTORE	
Collaboration of Harmony	Terminal 2	D-②	Before the departure security-check area, 3F Narita Airport Stage, SKYRIUM	9 July 10:00 a.m. - 4:00 p.m.
Enjoy the splendor of Japan with wearable smart glasses	Terminal 1	B	After the departure immigration area, Central Bldg., 3F, near Gate 26	19 - 28 July 1:00 p.m. - 5:00 p.m.
Japanese Cultural Experience Corner	Terminal 1	C	After the departure immigration area, Satellite 5, 3F, event space	<ul style="list-style-type: none"> ■ Ukiyo-e printing 1 - 4 July 2:00 p.m. - 6:00 p.m. ■ Mizuhiki making 5, 6 July 2:00 p.m. - 6:00 p.m. ■ Ukiyo-e printing 7 - 21 July 2:00 p.m. - 6:00 p.m. ■ Dress in yukata (light kimono) 22 - 28 July 2:00 p.m. - 6:00 p.m. ■ Ukiyo-e printing 29 - 31 July 2:00 p.m. - 6:00 p.m.
	Terminal 2	E	After the departure immigration area, at the event space, inside NARITA SKY LOUNGE WA	<ul style="list-style-type: none"> ■ Ukiyo-e printing 1 - 7 July 2:00 p.m. - 6:00 p.m. ■ Dress in yukata (light kimono) 8 - 14 July 2:00 p.m. - 6:00 p.m. ■ Ukiyo-e printing 15 - 24 July 2:00 p.m. - 6:00 p.m. ■ Calligraphy, Japanese paper doll and kite making 25, 26 July 1:30 p.m. - 4:00 p.m. ■ Ukiyo-e printing 27 - 31 July 2:00 p.m. - 6:00 p.m.

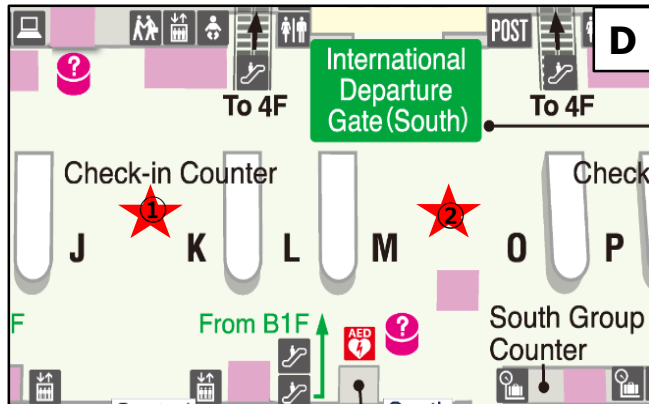
Venues



South Wing

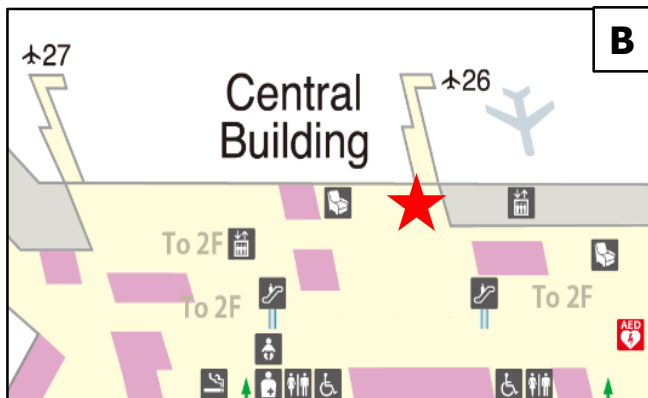
Terminal 1, before the departure security-check area, 4F

- ① South Wing, behind Island G, in front of the Panorama Vision display
- ② Behind Island G



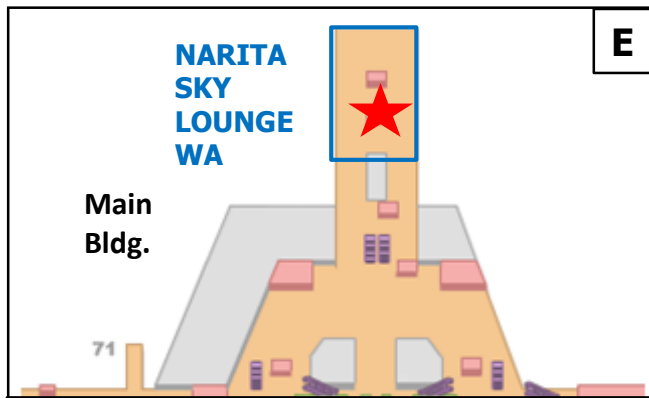
Terminal 2, before the departure security-check area, 3F

- ① Central zone
- ② Narita Airport Stage, SKYRIUM



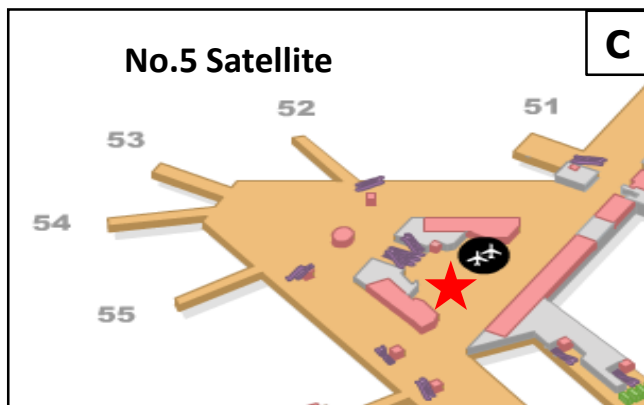
Central Building

Terminal 1, after the departure immigration area, Central Bldg., 3F, near Gate 26



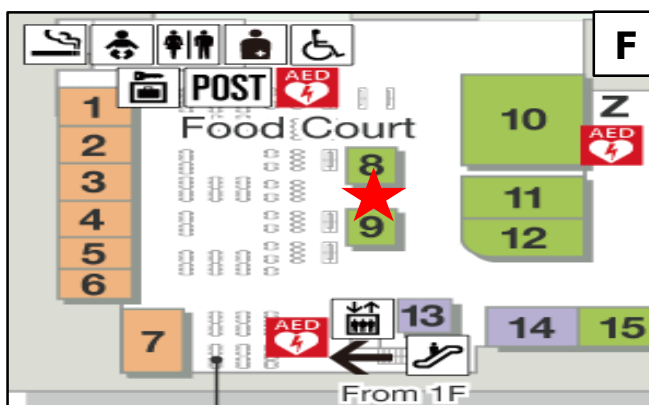
NARITA SKY LOUNGE WA

Terminal 2, after the departure immigration area, at the event space, inside NARITA SKY LOUNGE WA



No.5 Satellite

Terminal 1, after the departure immigration area, Satellite 5, 3F, event space



Terminal 3, before the departure security-check area, 2F, in front of Fa-So-La DRUGSTORE