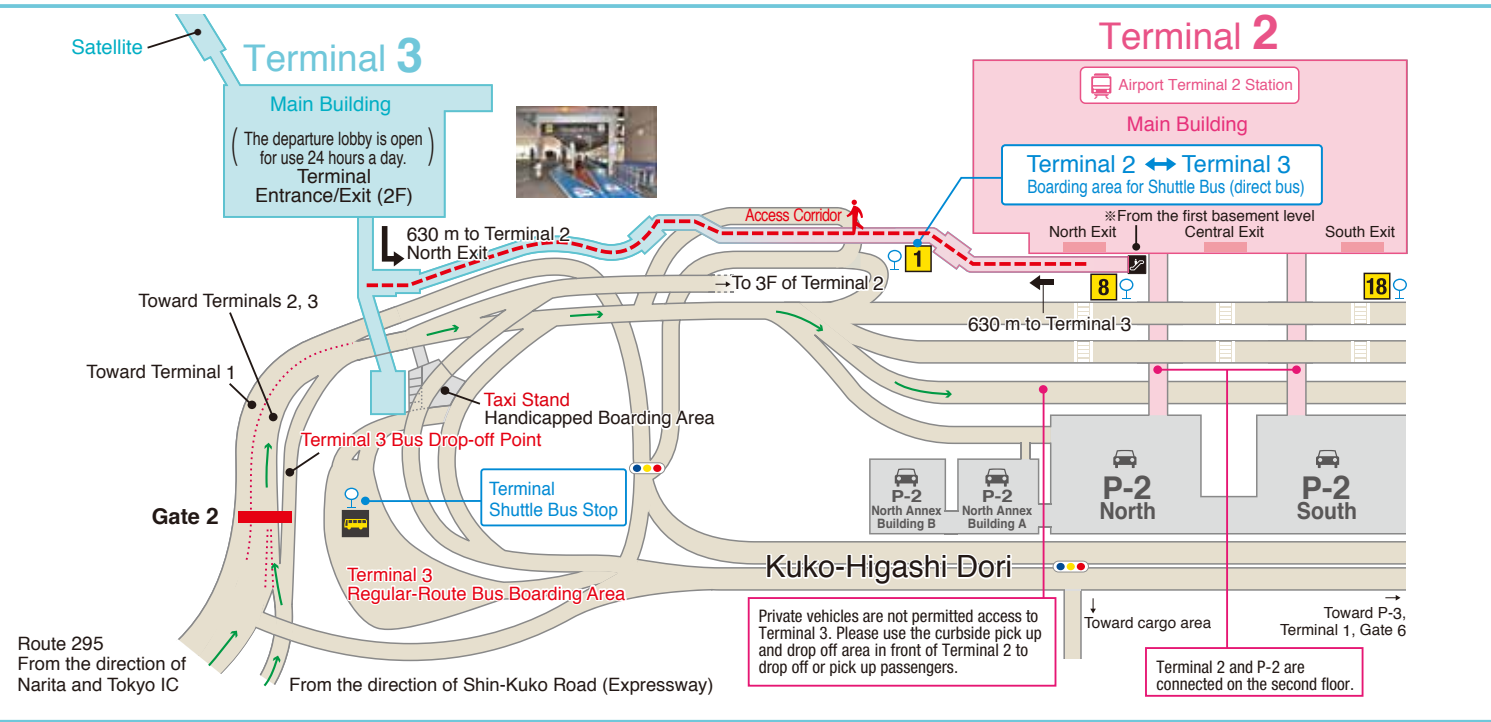


## Passengers using Terminal 3 are requested to transfer to the terminal well ahead of time.

**ATTENTION** Passengers using Terminal 3 who are coming by train or by car are requested to first go to Terminal 2. To transfer between Terminal 2 and Terminal 3, please either walk (approx. 15 minutes) or use the free Terminal Shuttle Bus (direct bus: approx. three minutes).



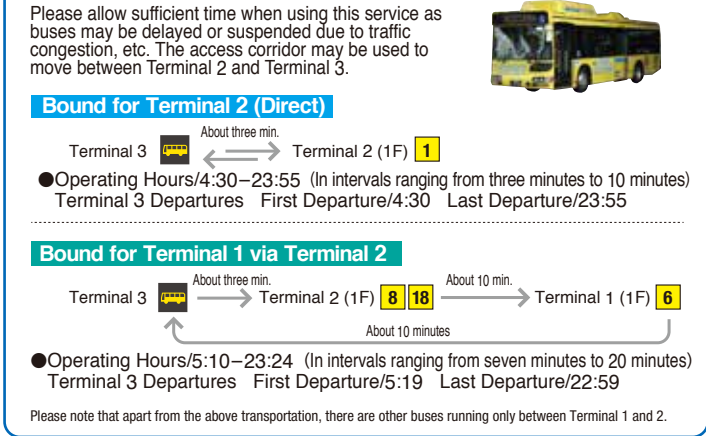
## Private Cars

Private vehicles and charter buses are not permitted access to Terminal 3. The nearest parking lot within the airport premises is the P-2 parking lot which is directly connected to Terminal 2. Please use the curbside pick up and drop off area in front of Terminal 2 to drop off or pick up passengers. Also, except for boarding and disembarking of passengers, curbside parking and/or passing of vehicles is prohibited.

## Buses and Taxis

- The boarding area and Terminal 3 are connected by a passageway, and it takes approximately five minutes on foot to travel between them, so please allow yourself sufficient time.
- Travelers using hotel buses or charter buses should use the boarding area in Terminal 2.
- Passengers using highway express buses or taxis can board and disembark at the exclusive Terminal 3 vehicle boarding area. For details, please see P9.

## Terminal Shuttle Buses (Free)

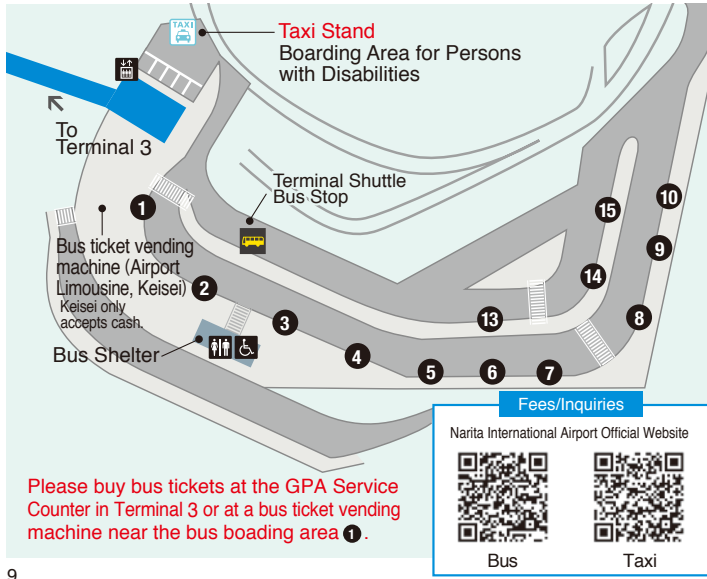


## ACCESS Buses & Taxis

### Bus Stop Guide

Tokyo Sta./Ginza Sta./Shinjome Depot/Rinkai Fukutoshin	1
Tokyo Sta./Ginza Sta.	2
Tokyo City Air Terminal/Tokyo Sta./Nihombashi, Ikebukuro/Mejiro/Kudan/Korakuen, Hibiya/Ginza, Shiba/Shiodome/Takeshiba/Odaiba/Ariake, Akasaka/Roppongi (via Tokyo City Air Terminal), Shibuya/Futako-Tamagawa	3
Tachikawa/Akishima, Shinjuku, Roppongi/Akasaka, Asakusa/Kinshicho/Toyosu/Toyoko/Shinkiba	4
Ebisu/Shinagawa, Takao/Hachioji, Wakabadai Sta./Inagi Sta./Chofu Sta., Minami Osawa Sta./Keio-Tama Center Sta./Seiseki Sakura ga Oka Sta., Haneda Airport	5
Kasai Sta./Ichinoe Sta./Koikiwa Sta.	6
Kichijoji Sta.	9
Osaki Sta.	10
JR Inage Sta./Chiba Chuo Sta./Makuhari Shin-Toshin./Inagekaigan Sta./Matsudo Sta./Kashiwa Sta./Kashiwanoha-campus Sta., Shin-Urayasu, "Tokyo Disney Resort"/Maihama, Chiba Sta.	6
Kisarazu	7
Yokohama City Air Terminal (Y-CAT), Minato Mirai	5
Tama Plaza Sta./Shin-Yurigaoka Sta., Hon-Atsugi Sta./Hiratsuka, Fujisawa Sta./Tsujido Sta./Chigasaki Sta., Nakayama Sta./Center-Minami Sta., Machida Sta./Sagamiono Sta./Hashimoto Sta.	9
Fujimino/Niiza/Shiki/Asakadai/Shin-Koshigaya Sta./Soka Sta./Yashio Sta.	6
Wako-shi Sta./Higashi Tokorozawa Sta./Tokorozawa Sta., Saitama Shin-Toshin Sta./Omiya Sta., Sakado Sta./Kawagoe Sta., Kumagaya/Konosu/Kuki	7
Miyagi Prf., Nagano Prf.	6
Shizuoka Prf., Yamanashi Prf., Niigata Prf., Toyama Prf./Ishikawa Prf.	7
Ibaraki Prf., Tochigi Prf., Gunma Prf., Fukushima Prf.	8

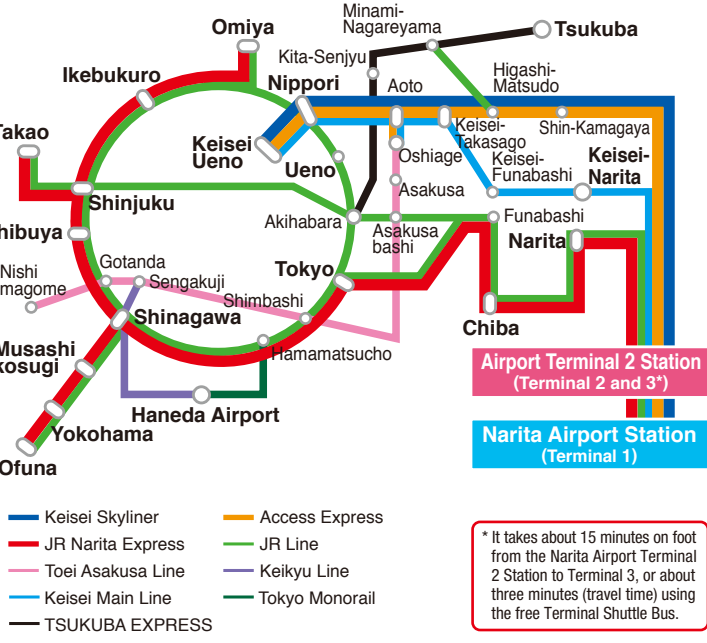
Courtesy Bus Car Rental Service 13 Private Parking Service 14 15



Please buy bus tickets at the GPA Service Counter in Terminal 3 or at a bus ticket vending machine near the bus boarding area 1.

## Railways

- Please allow sufficient time for travel to or from the airport as delays can occur due to weather conditions.
- Your terminal at Narita Airport will depend on the airline you are traveling with. Please confirm the location of your airline before you arrive at the airport. For terminal and airline information, please see P6.



### Travel times to major stations

**Keisei Skyliner**  
Nippori: 36 min., Keisei Ueno: 41 min.

**JR Narita Express**  
Tokyo: 50 min., Shinagawa: 59 min., Shibuya: 67 min., Shinjuku: 73 min., Ikebukuro: 80 min., Yokohama: 81 min.

The quickest travel times to each station are estimated here.

**Transportation options search**

**Narita Airport Access Navigation**  
Provides real-time information on departing from Narita Airport, arriving at your destination, transfer options, and travel times.

QR codes for Railways and Access to central Tokyo.

## FLOOR GUIDE

December 2019  
ENGLISH

# Narita International Airport Terminal 3



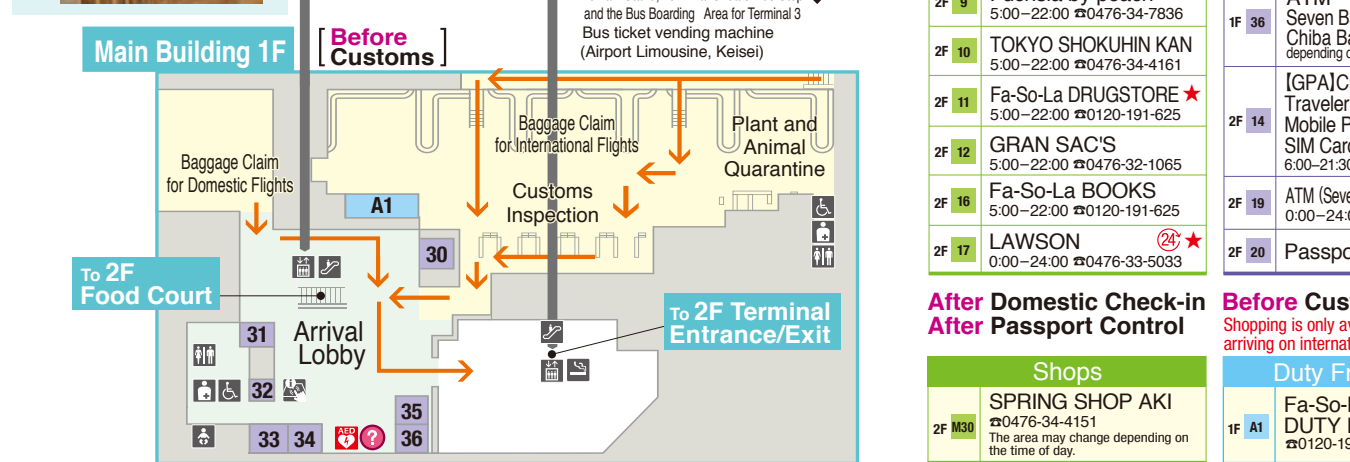
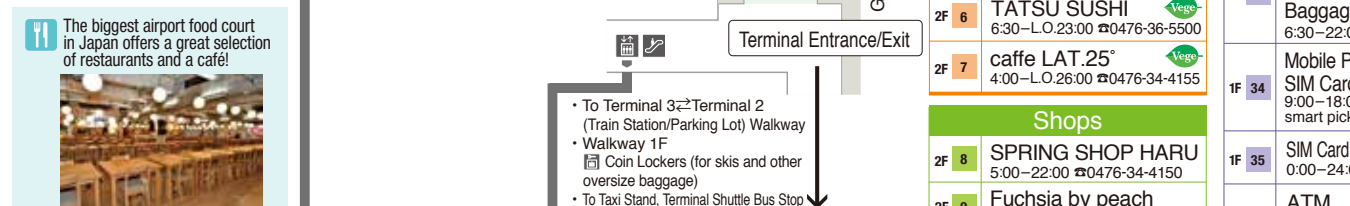
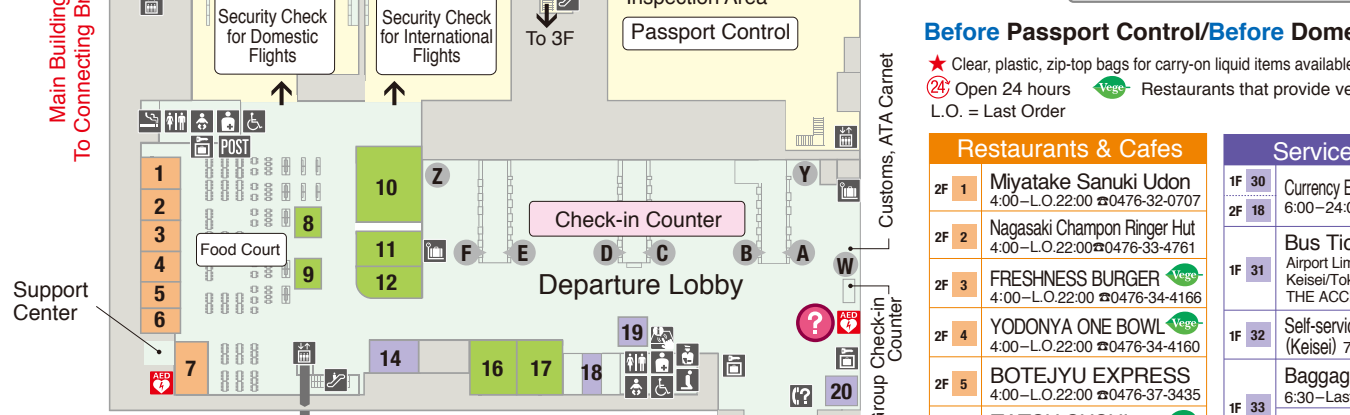
Narita International Airport  
Official Website



This printed material can be recycled into printing paper.

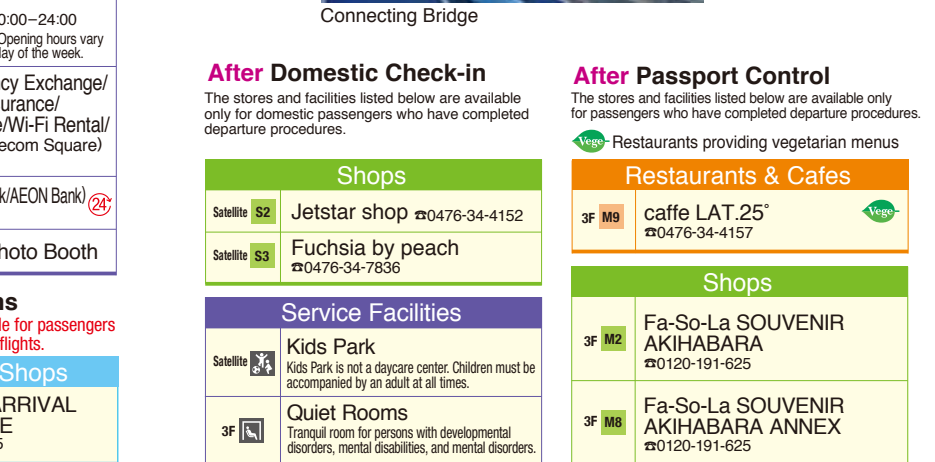
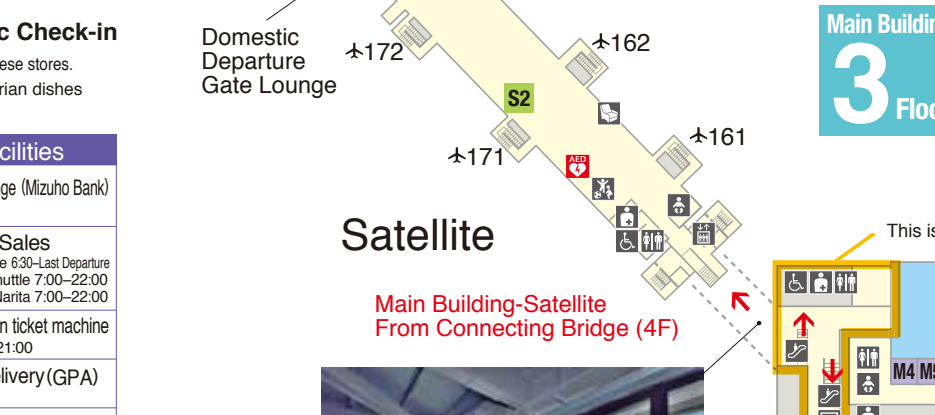
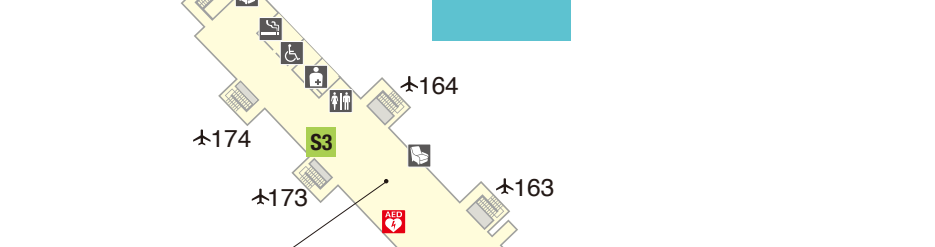


# Main Building International/Domestic Departure Lobby (Check-in Counter) and Arrival Lobby



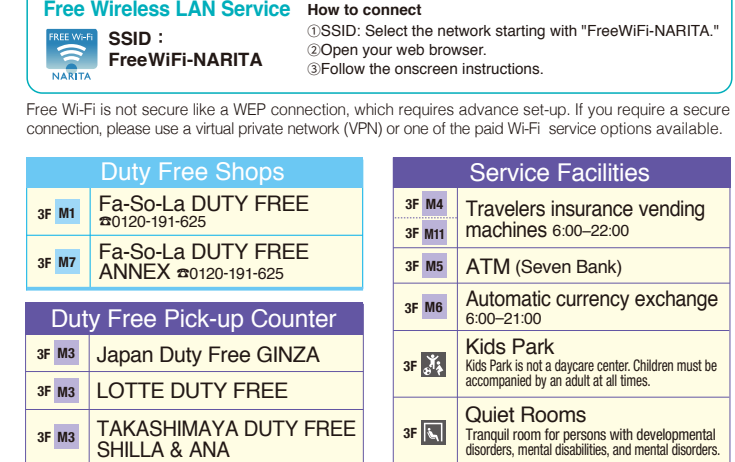

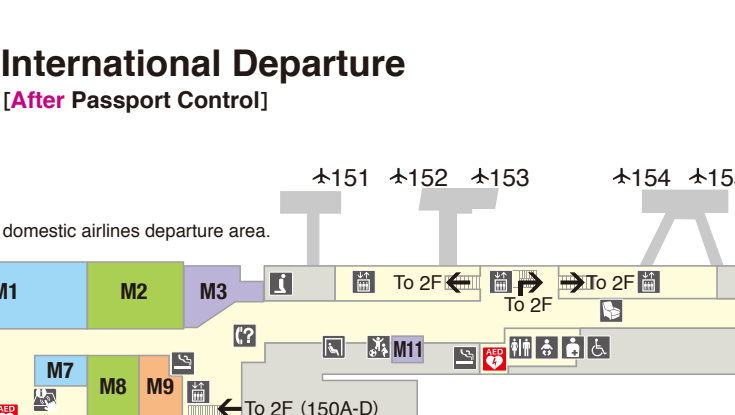
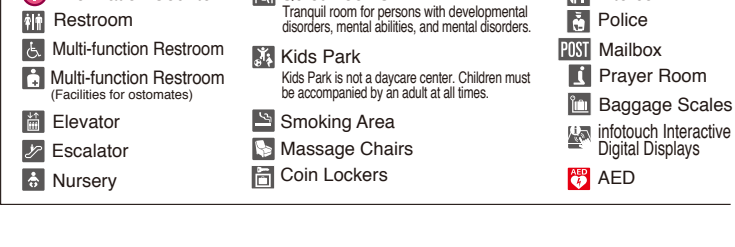
2

# Satellite Domestic Departure [After Domestic Check-in]



4

# Main Building International Departure [After Passport Control]



5

# INFORMATION & SERVICES

### Flight Information

Please check flight information on the Narita International Airport Official Website or by telephone.

**Narita International Airport Information**  
☎0476-34-8000 (Open 24 hours a day, 365 days a year)

**Terminals and Airlines**

There are three terminals at Narita Airport. The terminal you will arrive at or depart from will vary depending on the airline you are flying with, so please check in advance. Also, the terminal may change depending on operational circumstances.

### Lost Item Inquiries

**Before Passport Control/After Customs**  
Narita International Airport Lost & Found  
☎0476-34-4195 (Open 24 hours a day, 365 days a year)

**After Passport Control/Before Customs**  
Narita Customs Lost Property Office  
☎0476-34-2157 (Weekdays 8:30-17:00)

### infotouch Interactive Digital Displays

Three touch panel displays are located throughout the terminal. In addition to information on flights, shops, restaurants, service facilities and transport, they also show routes to each destination.

### Free Wireless LAN Service

**SSID: FreeWiFi-NARITA**

Free Wi-Fi is not secure like a WEP connection, which requires advance set-up. If you require a secure connection, please use a virtual private network (VPN) or one of the paid Wi-Fi service options available.

### General Information

**Narita International Airport Information**  
https://www.narita-airport.jp/  
☎0476-34-8000

### FAQs

If you require assistance, please contact Narita Airport Information via the nearest information counter or by telephone at any time.

Details subject to change without notification. Thank you for your understanding.